

**TTC** *max*

SUPER  
**SOCO**



# *WILD GRACE*

Exclusive classic Café Racer. Be an elegant biker.




Classic elements, distinctive of a **Café Racer**

## High concentration LED turn signal

Cigar circular shape  
ultrasonic seamless welding technology,  
meet the EU safety standards,  
waterproof and moisture-proof, high penetration of light.

## Integrated wraparound LED taillight


Integrated running light, braking light,  
license light, automatic sensitive lights.  
Visual range of more than 270 °,  
make night driving safer.



## DYNAMIC LED HEADLIGHT

Adapting to All terrain road condition – day and night

High luminance; Wide angle; Top safety.



## HIGH POWER CENTRAL MOTOR

Create your own fast and furious.

Brand new self-developed central motor,  
with high matching ratio between coil and magnetic steel.  
Working with belt,  
win the best weight distribution between front and rear wheel.  
Sporty experience improved.



Peak Torque



Climbing angle



Peak power



Energy conversion

# LCD ELECTRONIC INSTRUMENT PANEL

Ingenious combination of technology and retro style  
Inspired by a classic mechanical instrument panel of café racer,  
It is more refined, simple, and graceful while backlight enhances texture in details.






## Big capacity lithium pack

Plentiful energy, support longer autonomy.  
Passed UN38.3 tests.  
Lithium pouch cell, with high capacity 3240Wh.  
Autonomy 110km tested in lab at speed 45km/h.



## FOC vector controller 2.0

FOC vector controller, Version 3.0.  
More powerful, higher efficiency.  
Self developed BMOS communication system.  
Input power increased 16%.  
Fully upgraded power system. Torque controlled.  
Work with high-accuracy controller setting.  
Inspire the full potential of driving system.



• Aluminum Wheel Version

• Spoke Wheel Version



## Intelligent life

Intelligent vehicle inspection,  
Real-time location, drive tracking  
Synchronizes the battery info. automatically  
Intelligent riding play in your own way

\*SUPER SOCO App is available subject to countries.

## CBS, Front and rear brake combined brake system



CBS, Front and rear brake combined brake system  
High efficiency brake, Safe and reliable.  
Front and rear 240mm disc brake.  
Front wheel with three pistons floating calipers.  
Rear wheel with single piston floating calipers.  
Improving braking performance.  
Teflon Brake tube.  
High coefficient of anti-swelling, more secure.

## TC MAX Parameters

Model	TC-MAX	Climbing angle	17°
L*W*H	1963*710*1047mm	Net weight	103.5kg
Rear wheel peak torque	180 N·m	Instrument	LCD instrument
Range	110KM	Instrument color	White backlight
Voltage	72V	Motor rated power	3000 W
Capacity	45Ah	Peak power	5000 W
Motor type	Central motor with belt	Keyless remote control	Standard for whole product line
Max. speed	95KM/h	Brake	CBS

\* The data come from the corporate laboratory tests in ideal conditions and all data are for reference only.



**Aluminum Wheel Version**



**Spoke Wheel Version**